

# Billionaire

K. V. Ramaswamy, Vijay S. Choksi and C. S. Gourinadh  
 Quadratic Financial Services Pvt. Ltd.  
 ram@quadraticfinancial.com



Date : 29 / 12 / 2009

## QUADRATIC FUNDATECH INDIA CEMENTS LTD

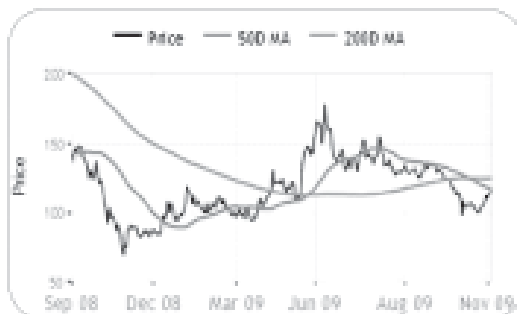
CMP: 118 Target short term - 140 medium term - 170, Long Term - 280

### Quadratic Technical View:

- India Cements now has consolidated at around 100 for some time
- It has yet to break out from the consolidation but is showing signs of doing so
- As per the 50DMA & 200DMA charts it seems to be moving with a bias on the upside
- Fundamentals have changed and prices of bags are increasing and that is visible from the Performance Chart where the Net Profit shows a upsurge & once it crosses the Net Sales line, it will signal a breakout as at that level, net profit margins would start expanding
- Ownership patterns are starting to show increased activity in FII investments and that is a good sign

Our targets on India Cements fundamentally are around 170 giving it a P/E of around 10 times. Technically it may be sold in the medium term at around a price level of over 150 depending on your goalpost.


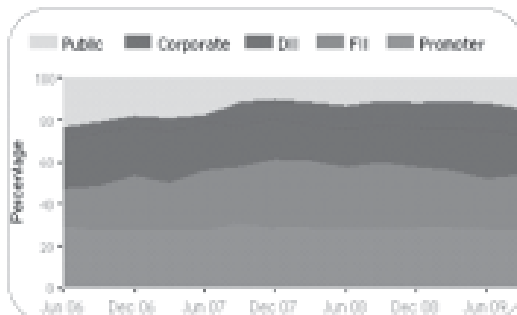
Price Movement



Performance Chart



Ownership Pattern



Web Feature: This research piece is meant only as representation of our analysis. Investors are advised to consult the balance sheet or other financial data on the stock. There is no assurance of any returns or target fulfillment in the stock.

104, Sundaram Estate, 1st Floor, Behind US Vitamin Ltd, US Vitamin Lane, Off Station Road, Deonar, Mumbai - 400 088  
 Tel No : (022) 4257 9900. Website: [www.quadraticfinancial.com](http://www.quadraticfinancial.com)